



Odyssey

Luxury Home Elevators

India's **1st**
Electric Circular Elevator



Our teams are widely present
across major cities in
India and Malaysia



Service available
24/7 across all
states



Imported
from Europe






 ODYSSEY



VA
2

Business Edition



www.odysseyelevators.com

“

India's 1ST

Electric Circular Elevator



ABOUT:


We engineer the most advanced home elevators, caring for comfort, safety, and the people you love.

Our Mission:

To define the future of home mobility through smart technology and iconic design.

Our Vision:

To build home elevators people trust and love.



100% Imported Components

World-class European engineering ensures unmatched reliability, performance, and peace of mind for every home.

Certified & Compliant

Fully compliant with European Norms EN 81 and Machine Directive 2006/42/EC. CE Certified for industry-leading safety.

Future-Ready Smart Control System

Advanced technology for seamless, effortless operation that can elevate your home's value by up to 30%.

Hassle-Free Installation

Quick, efficient setup with minimal civil work. Upgrade your home's value without the stress of traditional renovations.

Eco - Friendly

A fully electric, oil-free platform that eliminates fossil fuels and messy lubricants for zero-emission, low-maintenance living.

EGSS

Extra-gentle start-stop

A technology that transforms vertical travel by replacing mechanical transitions with a sensation of pure, fluid motion. Through precision-calibrated acceleration and deceleration, the system removes the physical cues of movement.

Creating a vertical experience as silent and effortless as a feather drifting on a breeze.



Movement so still, they won't even notice the floor change.



8 SAFETY LAYER



Smart Beam Sensor
Detects motion for safe exit



ShieldLock Rail Brake
Anchors lift during emergencies



AutoSafe Load Alert
Prevents Overload



InstaHalt Emergency
Stops lift Instantly



Rescue Drive Handbrake
Manual lift movement for Rescue



Magnetic Locking Switch
Door lock opens only when safe




Speed Guard Limiter
Controls speed for smooth rides



PowerSure UPS
Backup power



SOS

Always on. 
Always there.

Imagine being trapped in an elevator with no way to call for help. Every second feels like an hour. What if there was a system that could instantly alert your loved ones and get you help without you lifting a finger?

Instant Alert System

As soon as an emergency is detected, Lift SOS sends 5 SMS alerts to pre-set contacts.

Auto-Dial Assistance

The system then calls each contact one by one until someone answers, ensuring that help is on the way.

No Internet or App Required

Works seamlessly in any Home or Commercial building, providing uninterrupted emergency communication.

Peace of Mind

Human life is more Valuable and safety should never be an Option.





Silence is the New 
Music

Quantum Motion™ - we eliminate mechanical noise, creating a frictionless, whisper-quiet vertical ascent.



Elevating feels like
LEVITATING



Safe for Kids and Elders.

Part of the Family

A home's true value is measured by the safety of those within it. As a seamless extension of your household, our technology prioritizes the comfort of every generation from the youngest child to the most senior family member.

By eliminating jarring transitions and vibrations, we ensure precise leveling and a predictable environment. It is engineering shaped around the people who matter most, ensuring every movement feels safe, effortless, and reassuring.





Model Details

OD1 - ORBIT

Compact lifts

OD2 - APEX

Spacious lifts

OD3 - NOVA

Luxury lifts

ORBIT

2 Passenger Circular Lift

The Orbit Home Lift is a circular, **panoramic** masterpiece designed for the modern home. Crafted with high-clarity **polycarbonate glass**, it embodies the “**Quantum Motion**” philosophy—seamlessly blending transparency, strength, and advanced engineering into a single, fluid experience.

Innovation :

360° Panoramic View: Curved glass panels provide an immersive, unobstructed visual experience.

Architectural Integration: A pit-less, machine-room-free design ensures seamless installation in any space.

Advanced Electric Drive: The gearless system delivers a whisper quiet, frictionless journey.

Compact Footprint: Engineered for luxury homes to maximize cabin space with a minimal profile.




ORBIT MICRO


 1 Pax
FOR EVERY SPACE

Elevate your lifestyle without altering your floor plan. The Orbit Micro is our most exclusive 1-passenger masterpiece, engineered specifically for the intimate corners of the modern home. Combining high-clarity polycarbonate glass with a compact, premium finished frame, it proves that true luxury doesn't require vast space it requires perfect design.

Going SOLO
Going HERO



ORBIT MAX

3 Pax
LARGER THAN HERO 

The Orbit Max is the spacious 3-passenger version of our signature circular home lift. Designed specifically for families, this model offers a wider interior that comfortably fits three people or provides extra room for a more relaxed journey.



APEX

6 Passenger home lift

Apex is a top-tier 6-passenger luxury circular elevator, built for homeowners who want a true centerpiece paired with **Advanced Performance**. Its premium cabin, powerful engineering, and stunning 360° design bring unmatched **style and convenience** to modern homes.

Innovation :

Luxury Cabin Size: Large, spacious circular elevator designed to comfortably accommodate 6 passengers per ride.

Superior Ride Technology : High-performance electric drive delivers ultra-smooth, quiet, and seamless movement every time.

Customizable : Designed to blend effortlessly with modern architecture. Our elevators bring a refined luxury look to every home.

Wheel Chair support : Its spacious cabin supports wheelchair accessibility, ensuring comfort for all.



NOVA

6 Passenger premium

Nova is a **premium home** lift designed for families who value comfort and extra space. With its **wider cabin**, strong **performance**, and refined finish, Nova delivers a smooth, quiet ride that elevates everyday living.

Innovation :


Automatic sliding door: Nova's space-efficient automatic sliding door ensures a hands-free, effortless luxury experience while optimizing interior and exterior space.

EGSS : Advanced start-and-stop technology ensures smooth transitions between floors, minimizing jerks and delivering a calm, comfortable ride every time.

Integrated Modular System: A compact, all-in-one system combining controller, position sensor, and dual-redundant drive—engineered for superior reliability, precision, and long-term performance.

Spacious Cabin Design: A wider, thoughtfully designed cabin offers enhanced comfort for families, elderly passengers, and wheelchair accessibility.





NOVA STD

3 Pax 

The Nova STD redefines premium accessibility by combining our most compact 3-passenger design with the sophisticated convenience of automatic sliding doors. Engineered for families who value seamless movement, this model offers effortless entry and exit without requiring additional swing-space, making it the perfect luxury fit for every home.

A Jewel
In Your Home



Lift Specification

Specification	ORBIT			Apex	Nova	
	Orbit Micro	Orbit Std	Orbit Max	Apex Premium	Nova Std	Nova Max
OUTER DIA	1000 mm	1100 mm	1300 mm	1500 mm	1300 mm	1500 mm
CABIN DIA	700 mm	800 mm	1000 mm	1200 mm	1000 mm	1200 mm
DOOR CLEAR ACCESS	500 mm	600 mm	600 mm	750 mm	600 mm	730 mm
DOOR OPENING	Manual	Manual	Manual	MANUAL	AUTOMATIC	
CABIN HEIGHT	2000mm	2000mm	2000mm	2000 mm	2000 mm	2000 mm
RATED LOAD	150 Kgs	200 Kgs	300 Kgs	400 Kgs	300 Kgs	400 Kgs
DRIVE	3.7 KW	3.7 KW	3.7 KW	5.5 KW	3.7 KW	5.5 KW
POWER	Single or 3 phase		3 Phase	3 Phase	3 Phase	3 Phase
HP	5 HP	5 HP	5 HP	7.4 HP	7.4 HP	7.4 HP
SPEED	0.15m/s to 0.3m/s		0.3m/s	0.3 m/s	0.3 m/s	0.3 m/s
NO OF FLOORS	G+2	G+3	G+3	UpTo G+3	UpTo G+3	UpTo G+3
MAX TRAVEL HEIGHT	9 Metres	13.2 Metres	14 Metres	UpTo 15 Metres	14 Metres	15 Metres
MIN HEADROOM	2800 mm	2800 mm	2800 mm	2800 mm	3000 mm	3000 mm

Lift Aesthetic

Standard Colour Options :



Beige



Grey



Black

Frame Material:



SS steel



MS steel

Floor Finishes :



Solid wood



PVC Flooring




Think

Of a Colour

Get

The Colour

 Upgradable color options

(Epoxy Painted RAL codes and Stainless steel finishes)

Additional Charges apply *





What makes Odyssey special 

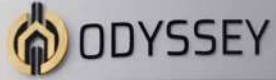
- ✔ CE Certified
- 8 layers of safety ✔
- ✔ Custom Design
- 100% European imported ✔

AMC

Annual Maintenance Charge

At Odyssey, service is a promise that lasts long after installation. From precision maintenance to rapid response support, our expert teams ensure every journey remains safe, silent, and seamless so your family enjoys comfort without concern, every single day.





Elevating **Home**
Elevating **Life**

Connect with us

+91 95002 88001

sales@odysseyelevators.com

www.odysseyelevators.com

Corporate office

2/496, Natesan Colony, Kottivakkam, ECR

Chennai - 600 041



Follow Odyssey on [Instagram](#) | [Facebook](#) | [LinkedIn](#) and [YouTube](#) to stay updated



